Information Sciences with Applications, Vol. 3, 2024
https://doi.org/10.61356/j.iswa.2024.3271

Enhancing Leadership Management Through Fusion of Employee Information: A Unified Framework

Areej Hamoud Alharbi [1,*]

[1] Department of Management, Applied College, Jazan University, Jazan, Saudi Arabia; ahamoud2@jazanu.edu.sa.

* Correspondence: ahamoud2@jazanu.edu.sa.

Abstract: In the dynamic environments of today's organizations, efficient leadership management becomes an essential requirement for driving organizational achievement and developing a culture of excellence. The core of this endeavor lies in the ability to use improved data analytics to facilitate interpreting and optimizing employee performance. In line with this, this research presents a fusion framework that integrates multiple pieces of information and extracts useful insights about employee performance which can leader's decision-making process. In particular, we integrate hypothesis testing for handling outliers and anomalies in fused information, then we introduce Random Forest (RF) to perform forecasting and analysis of the fused information about employee performance through examining the complicated interactions between employee-related features such as work-life balance, job happiness, and education level. Using a case study of IBM employees, the proposed fusion approach explores multifaceted features persuading employee abrasion and workforce dynamics. Extensive experimentations in the real world demonstrate the effectiveness of the proposed fusion framework is at supporting evidence-based tactics for organizational performance and staff retention as well as refining leadership decision-making.

Keywords: Decision-Making, Information Fusion, Leadership Management, Employee Performance.

1. Introduction

In the realm of a changing landscape of progressive organizations, active leadership management comes to be the main pillar of success. Leaders are not only in charge of steering tactical initiatives but also of devising ways of making their workforce hardworking and participative [1]. Central to this is the ability to make decisions that are based on facts in order to optimize organizational performance and create a culture of continuous improvement. In doing so, one approach that stands out as highly significant is the use of information fusion with predictive analytics [2]. Traditional styles of leadership management often depend on subjective evaluations and historical patterns that may neglect some aspects associated with the intricacies and sophistication of contemporary work environments [3]. However, modern technologies like machine learning (ML) and data fusion have given leaders a new lease on life by providing them with tools capable of transforming their understanding and relationship with staff members.

The integration of multiple and reconciling sources of information to form illegal visions, broadly recognized as information fusion, is a tremendously influential means of leadership management [4]. With the systemization of data from various organizational systems, performance metrics as well as communication platforms, leaders are able to create a synchronized perspective on workforce dynamics and through this make better choices. The traditional silos are broken by this kind of fusion enabling the leaders to understand complex interrelationships and predict future trends more accurately [5].

The center of this integration involves using predictive analytics to forecast employee performance. Leaders can both rate the current performance and anticipate future outcomes through the use of ML algorithms and statistical models. Predictive analytics enables leaders to identify high-potential employees upfront, foresee skill gaps, and catch potential risks before they escalate. This in turn allows personalized interventions that are designed for each person's needs thus promoting empowerment and growth. In addition, leaders can utilize predictive analytics techniques to forecast future performance trends thereby helping them to anticipate challenges as well as opportunities and allocate resources accordingly [9].

This study offers a fusion framework that combines several data sources to generate insightful knowledge on worker performance that can aid in decision-making for managers. To handle outliers and anomalies in the fused information, we specifically incorporate hypothesis testing. Next, we introduce Random Forest (RF) to perform prediction and analysis of the fused information about employee performance by looking at the intricate relationships between employee-related features like work-life balance, job satisfaction, and education level. The proposed fusion approach investigates the various aspects that influence employee abrasion and workforce dynamics through the use of an IBM employee case study. Numerous real-world experiments show how successfully the suggested fusion framework supports evidence-based strategies for improving company efficiency, retaining employees, and honing leadership decision-making.

The remaining paper is structured as follows. Section 2 summarizes the previous contributions from the literature studies. Section 3 discusses the methodology of the proposed fusion framework. Section 4 gives a detailed discussion of the conducted experiments and related results. The main conclusions are derived in section 5.

2. Related Work

This section provides a critical inspection of existing literature works, in which we aim to contextualize our research in the wide-ranging scenery of leadership management.

Abdelwahed et al. [10] investigated the impact of work engagement and organizational factors on employee productivity and performance in an educational society. Bakker et al. [11] explored the relationship between daily transformational leadership and follower performance, highlighting the role of leadership as a source of inspiration. Abdullah et al. [12] examined the relationship between leadership styles and sustainable organizational energy in family businesses, focusing on non-compensatory and nonlinear relationships. Pathak et al. [13] discussed the use of ML techniques for predicting employees' performance, emphasizing the application of these techniques in workforce management systems for Industry 4.0. Hasan et al. [14] proposed an integrated approach of business analytics and ML for predicting employee performance, highlighting the importance of data-driven decision-making in business management. Al Akasheh et al. [15] conducted a systematic literature review on data mining techniques for predicting employee turnover, summarizing a decade of research in this area. Chowdhury et al. [16] examined the managerial implications of embedding transparency in artificial intelligence and ML models for predicting and explaining employee turnover. Awada et al. [17] presented an ML approach for predicting office workers' productivity, integrating physiological, behavioral, and psychological indicators. Konar et al. [18] proposed a genetic algorithm-based parameter optimization approach for predicting employee attrition in imbalanced data using the XGB Classifier. Gupta et al. [19] discussed the use of machine learning algorithms for predicting employee attrition in industries, highlighting the importance of data-driven approaches in human resource management. Umrani et al. [20] conducted an empirical study on the relationship between inclusive leadership, employee performance, and well-being, emphasizing the importance of inclusive leadership in organizational development.

3. Methods

In this part of our article, we discuss the methodology of our info-fusion framework by investigating the factors that influence employee attrition and exploring important questions related to leadership management. In other words, we detail the steps taken to preprocess the data, including handling missing values, encoding categorical variables, and scaling numerical features to ensure compatibility and consistency for analysis.

In our fusion framework, hypothesis testing is presented as an essential step to identify and remove outliers from the dataset, ensuring the robustness and reliability of our predictive models. Outliers, characterized by data points that significantly deviate from the overall distribution, can distort statistical analyses and adversely affect the performance of machine learning algorithms. To address this challenge, we formulate a null hypothesis (H0) stating that the observed data points are drawn from a specified distribution, and an alternative hypothesis (H1) asserting the presence of outliers.

$$G_{calculated} = \frac{\max|X_i - \overline{X}|}{SD} \quad (1)$$

where "$\overline{X}$" and "SD" denoting the sample mean and standard deviation, respectively.

$$G_{critical} = \frac{(N-1)}{\sqrt{N}} \sqrt{\frac{(t_{\alpha/(2N),N-2})^2}{N-2+(t_{\alpha/(2N),N-2})^2}} \quad (2)$$

In the same context, the Z-test is applied to calculate the test statistic (Z) and compare it against a predetermined significance level (α) to determine the likelihood of rejecting the null hypothesis. Specifically, we calculate the standardized score (Z-score) for each data point, defined as the number of standard deviations that lie away from the mean of the distribution. Data points exceeding a certain threshold value of the Median absolute deviation are flagged as outliers and subsequently removed from the dataset. This can be mathematically expressed as follows:

$$R.Z.score = \frac{0.6745*(X_i - Median)}{median(|X - median|)} \quad (3)$$

In our fusion framework, we leverage the power of RF algorithms to analyze and predict employee performance. RF is a versatile and powerful machine learning technique that is well-suited for handling complex, high-dimensional datasets with non-linear relationships and interactions among features. RF operates by constructing an ensemble of decision trees, where each tree is trained on a random subset of the data and a random subset of features. This randomness helps to reduce overfitting and improve the generalization performance of the model. During training, each decision tree independently makes predictions, and the final prediction is determined by aggregating the predictions of all trees in the ensemble.

The use of RF in our fusion framework allows us to capture the intricate relationships between various employee-related factors and their impact on performance outcomes (see Algorithm 1). By analyzing a diverse set of features such as education level, job satisfaction, work-life balance, and performance ratings, RF enables us to uncover hidden patterns and insights that may not be apparent through traditional analytical methods. Moreover, RF provides built-in mechanisms for feature importance analysis, allowing us to quantify the relative importance of each feature in predicting employee performance. This information is invaluable for leadership management, as it highlights the key drivers and determinants of performance outcomes, guiding decision-making processes and resource allocation strategies.

Algorithm 1: RF-based Fusion Framework

```
To create c models
for i = 1 to c do
    Arbitrarily example the training data D with standby to get D_i
    Make a root node, N_i comprising D_i.
    Call BuildTree (N_i)
end for
BuildTree(N):
if N comprises cases of only one class then
    return
else
    Randomly select x% of the conceivable excruciating features in N
    Select feature F with the highest information gain to split on
    Generate f child nodes of N, N_1, ..., N_f , where F has f conceivable values (F_1, ..., F_f)
    for i = 1 to f do
        Set the fillings of N_i to D_i, wherever D_i Are all instances in N that match? F_i
        Call BuildTree (N_i)
    end for
end if
```

4. Experiments and Results

In this part of our research, we present the experiments to evaluate the effectiveness of the proposed fusion framework for predive modeling the performance of the employee. According to the explanation of the proposed approach in the previous section, this section provides an experimental analysis of the efficacy of information fusion for leadership management. The experiments of this work are performed on data created by IBM data scientists, which include features influencing employee attrition and explore various aspects of employee demographics, job satisfaction, and work-life balance. The Education variable contains different levels including 'Below College' to 'Doctor'. The environment Satisfaction attribute categorized the level of satisfaction into ‘Low', 'Medium', 'High', and 'Very High'. Job Involvement indicates the degree of involvement in job roles, categorized as 'Low', 'Medium', 'High', and 'Very High'. Job Satisfaction factors are characterized as 'Low', 'Medium', 'High', and 'Very High'. These qualities offer a thorough summary of the traits of employees as well as their individualized experiences at work. The dataset makes it easier to investigate significant issues surrounding employee attrition and how it affects leadership and management. Through statistical analysis of this fictitious dataset, important insights that can guide corporate development and staff retention initiatives can be obtained.

Table 1. Summary of descriptive statistics for employee data.

	count	mean	std	min	25%	50%	75%	max
Age	1470	36.92	9.14	18	30	36	43	60
DailyRate	1470	802.49	403.51	102	465	802	1157	1499
DistanceFromHome	1470	9.19	8.11	1	2	7	14	29
Education	1470	2.91	1.02	1	2	3	4	5
EmployeeCount	1470	1	0	1	1	1	1	1
EmployeeNumber	1470	1024.87	602.02	1	491.25	1020.5	1555.75	2068
EnvironmentSatisfaction	1470	2.72	1.09	1	2	3	4	4

HourlyRate	1470	65.89	20.33	30	48	66	83.75	100
JobInvolvement	1470	2.73	0.71	1	2	3	3	4
JobLevel	1470	2.06	1.11	1	1	2	3	5
JobSatisfaction	1470	2.73	1.1	1	2	3	4	4
MonthlyIncome	1470	6502.93	4707.96	1009	2911	4919	8379	19999
MonthlyRate	1470	14313.1	7117.79	2094	8047	14235.5	20461.5	26999
NumCompaniesWorked	1470	2.69	2.5	0	1	2	4	9
PercentSalaryHike	1470	15.21	3.66	11	12	14	18	25
PerformanceRating	1470	3.15	0.36	3	3	3	3	4
RelationshipSatisfaction	1470	2.71	1.08	1	2	3	4	4
StandardHours	1470	80	0	80	80	80	80	80
StockOptionLevel	1470	0.79	0.85	0	0	1	1	3
TotalWorkingYears	1470	11.28	7.78	0	6	10	15	40
TrainingTimesLastYear	1470	2.8	1.29	0	2	3	3	6
WorkLifeBalance	1470	2.76	0.71	1	2	3	3	4
YearsAtCompany	1470	7.01	6.13	0	3	5	9	40
YearsInCurrentRole	1470	4.23	3.62	0	2	3	7	18
YearsSinceLastPromotion	1470	2.19	3.22	0	0	1	3	15
YearsWithCurrManager	1470	4.12	3.57	0	2	3	7	17

In addition, one of the first but essential steps for exploring the data would be to have a rough idea of how the features are distributed with one another. To do so, we display the familiar kdeplot plot to visualize and generate bivariate plots as displayed in Figure 1.

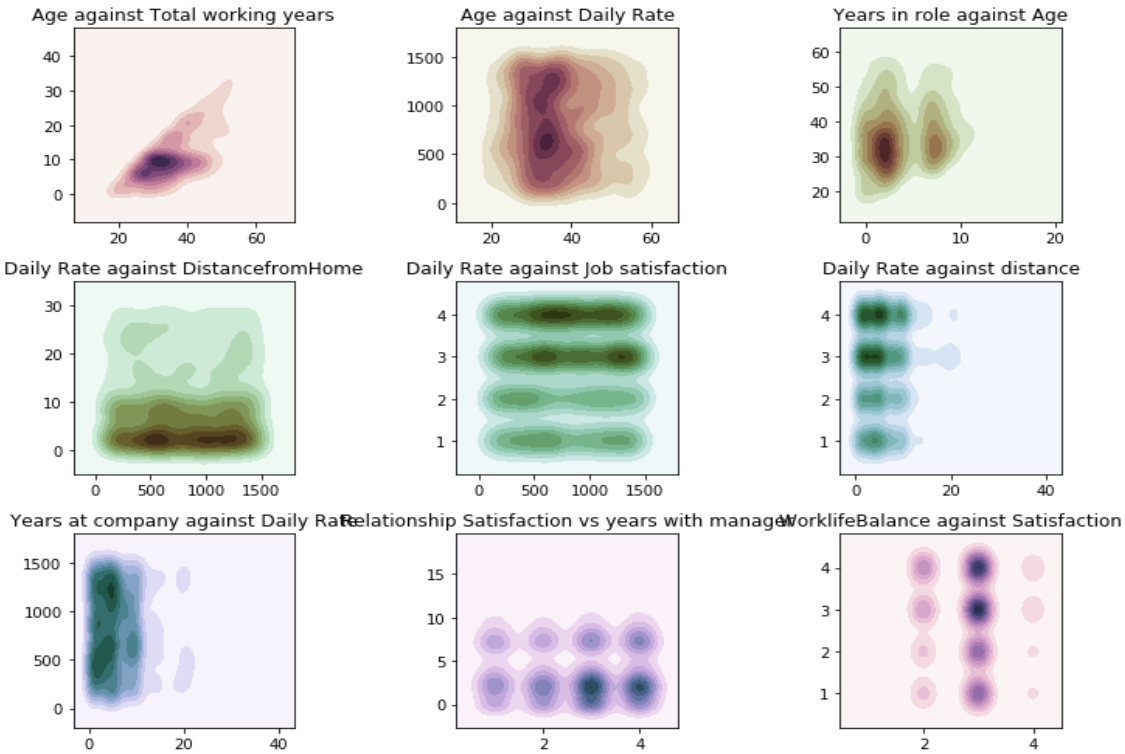

Figure 1. Visualization of KDE plots for data distribution in our data fusion framework.

Besides, an important tool within a data explorer's arsenal is that of a correlation matrix. By plotting a correlation matrix, we have a very nice overview of how the features are related to one another. To this end, we visualize the Pearson Correlation values of the columns in the form of Heatmap, as visualized in Figure 2. As visualized, it can be observed that quite a lot of our columns

seem to be poorly correlated with one another. In general, when making a predictive model, it would be preferable to train a model with features that are not too correlated with one another so that we do not need to contract with superfluous features. In the case that we have quite a lot of correlated features one could conceivably apply a method such as PCA to decrease the feature space.

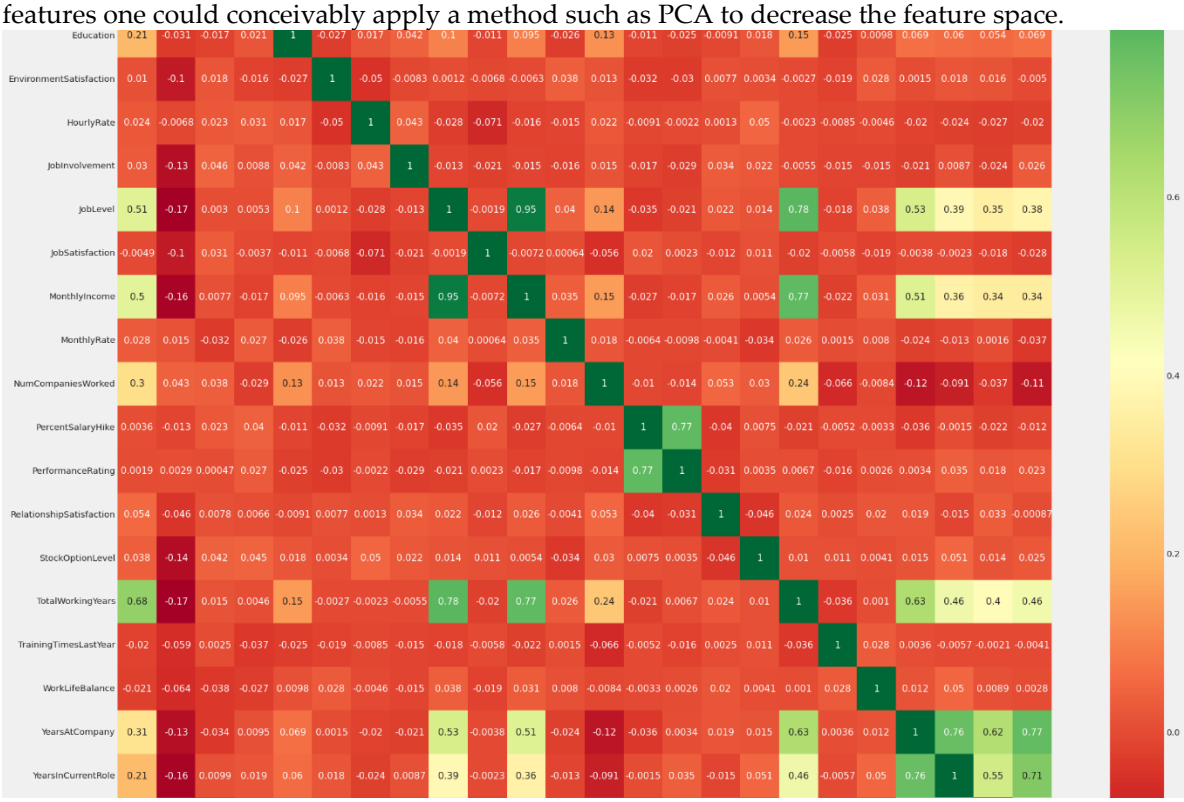

Figure 2. Visualization of correlation among variables governing the data fusion.

The RF classifier also contains a very convenient attribute feature importance which informs which features within our dataset have been given the most importance through the RF algorithm. Figure 3 illustrates the relative importance of each feature in contributing to the predictive accuracy of the RF model.

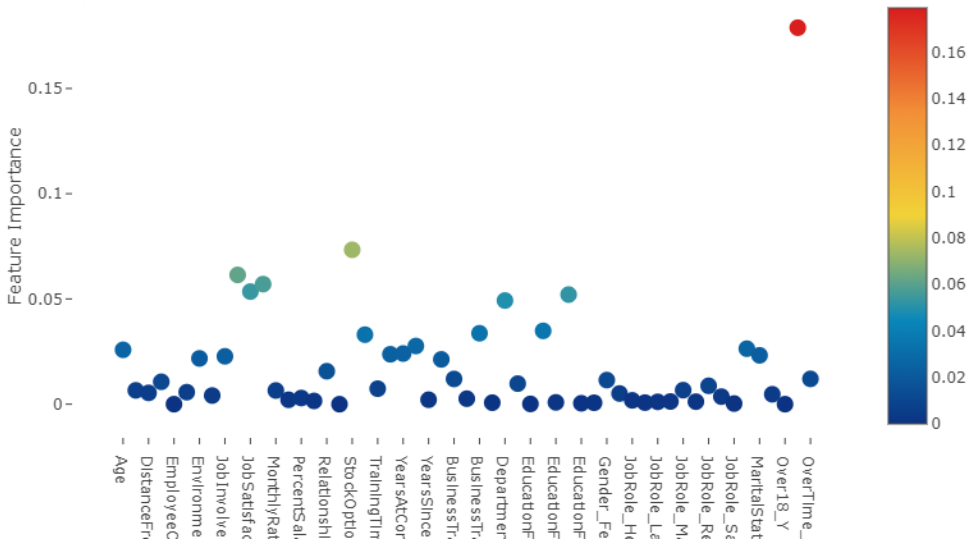

Figure 3. Visualization of importance of features for leadership according to RF.

In Figure 4, we present the tree diagram visualization of the RF algorithm, offering a comprehensive view of the decision-making process underlying our predictive model. This detailed

depiction illustrates how the RF algorithm partitions the feature space and makes predictions based on a collection of decision trees. By visualizing the individual decision paths within the ensemble of trees, we provide deeper insights into the underlying patterns and relationships captured by the model. This visualization not only enhances our understanding of the RF algorithm's inner workings but also facilitates the interpretation and validation of the model's predictions.

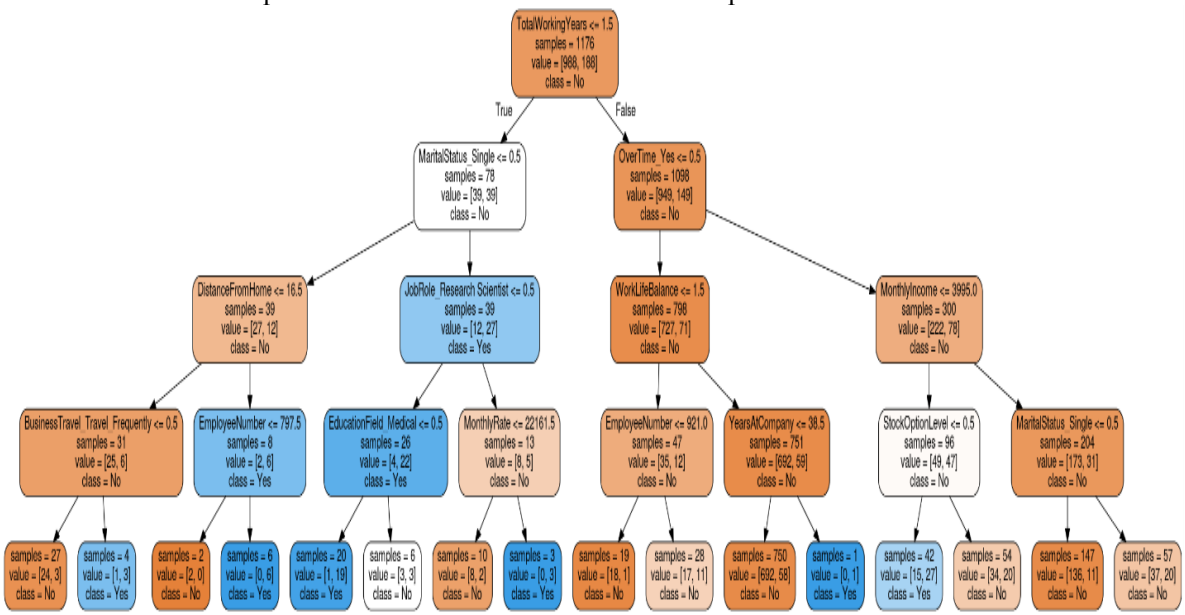

Figure 4. Visualization of the decision-making process of the RF algorithm through illustrating the hierarchical partitioning of the feature space and the decision paths of individual trees within the ensemble.

5. Conclusions

This study demonstrates the effectiveness of our fusion framework in leveraging machine learning techniques to predict and analyze employee performance, thereby enhancing leadership decision-making in organizations. Through the integration of hypothesis testing and RF analysis, we have identified key factors influencing employee attrition and workforce dynamics, providing valuable insights for leadership management. By quantifying feature importance and uncovering hidden patterns in employee-related data, our framework facilitates evidence-based strategies for organizational success and employee retention. Moving forward, the application of advanced data analytics techniques holds immense potential in optimizing workforce performance and fostering a culture of excellence, reinforcing the importance of data-driven decision-making in contemporary leadership management practices.

Funding

This research was conducted without external funding support.

Ethical approval

This article does not contain any studies with human participants or animals performed by any of the authors.

Conflicts of Interest

The authors declare that there is no conflict of interest in the research

.Institutional Review Board Statement

Not applicable.

Informed Consent Statement

Not applicable.

Data Availability Statement

Not applicable

References

[1] Sari, A. R. (2023). The Impact of Good Governance on the Quality of Public Management Decision Making. Journal of Contemporary Administration and Management (ADMAN), 1(2), 39-46.

[2] Uy, F., Kilag, O. K., Abendan, C. F., Macapobre, K., Cañizares, M. C., & Yray, F. (2023). Application of Adaptive Crisis Management Theory: The Dynamics of Leadership in Times of Crisis. Excellencia: International Multi-disciplinary Journal of Education (2994-9521), 1(5), 159-170.

[3] Buzady, Z., Wimmer, A., Csesznak, A., & Szentesi, P. (2024). Exploring flow-promoting management and leadership skills via serious gaming. Interactive Learning Environments, 32(2), 757-771.

[4] Martinez, N., Kilag, O. K., & Macario, R. (2023). The Impact of Organizational Culture on Leadership Strategies in Crisis Management. Excellencia: International Multi-disciplinary Journal of Education (2994-9521), 1(5), 454-466.

[5] Islam, T., Khatoon, A., Cheema, A. U., & Ashraf, Y. (2023). How does ethical leadership enhance employee work engagement? The roles of trust in leader and harmonious work passion. Kybernetes.

[6] Badawy, H. R., & Alkaabi, A. M. (2023). From Datafication to School Improvement: The Promise and Perils of Data-Driven Decision Making. In Restructuring Leadership for School Improvement and Reform (pp. 301-325). IGI Global.

[7] Abdelwahed, N. A. A., Soomro, B. A., & Shah, N. (2023). Predicting employee performance through transactional leadership and entrepreneur's passion among the employees of Pakistan. Asia Pacific Management Review, 28(1), 60-68.

[8] Tu, Y., Li, Y., & Zuo, W. (2023). Arousing employee pro-environmental behavior: A synergy effect of environmentally specific transformational leadership and green human resource management. Human Resource Management, 62(2), 159-179.

[9] Suhartono, S., Sulastiningsih, S., Chasanah, U., Widiastuti, N., & Purwanto, W. (2023). The Relationship of Leadership, Discipline, Satisfaction, and Performance: A Case Study of Steel Manufacture in Indonesia. International Journal of Professional Business Review, 8(2), e01146-e01146.

[10] Abdelwahed, N. A. A., & Doghan, M. A. A. (2023). Developing employee productivity and performance through work engagement and organizational factors in an educational society. Societies, 13(3), 65.

[11] Bakker, A. B., Hetland, J., Olsen, O. K., & Espevik, R. (2023). Daily transformational leadership: A source of inspiration for follower performance?. European Management Journal, 41(5), 700-708.

[12] Abdullah, H. O., Atshan, N., Al-Abrrow, H., Alnoor, A., Valeri, M., & Erkol Bayram, G. (2023). Leadership styles and sustainable organizational energy in family business: modeling non-compensatory and nonlinear relationships. Journal of Family Business Management, 13(4), 1104-1131.

[13] Pathak, A., Dixit, C. K., Somani, P., & Gupta, S. K. (2023). Prediction of Employees' Performance using Machine Learning (ML) Techniques. In Designing Workforce Management Systems for Industry 4.0 (pp. 177-196). CRC Press.

[14] Hasan, M. R., Ray, R. K., & Chowdhury, F. R. (2024). Employee Performance Prediction: An Integrated Approach of Business Analytics and Machine Learning. Journal of Business and Management Studies, 6(1), 215-219.

[15] Al Akasheh, M., Malik, E. F., Hujran, O., & Zaki, N. (2023). A Decade of Research on Data Mining Techniques for Predicting Employee Turnover: A Systematic Literature Review. Expert Systems with Applications, 121794.

[16] Chowdhury, S., Joel-Edgar, S., Dey, P. K., Bhattacharya, S., & Kharlamov, A. (2023). Embedding transparency in artificial intelligence machine learning models: managerial implications on predicting and explaining employee turnover. The International Journal of Human Resource Management, 34(14), 2732-2764.

[17] Awada, M., Becerik-Gerber, B., Lucas, G., & Roll, S. C. (2023). Predicting Office Workers' Productivity: A Machine Learning Approach Integrating Physiological, Behavioral, and Psychological Indicators. Sensors, 23(21), 8694.

[18] Konar, K., Das, S., & Das, S. (2023, January). Employee attrition prediction for imbalanced data using genetic algorithm-based parameter optimization of XGB Classifier. In 2023 International Conference on Computer, Electrical & Communication Engineering (ICCECE) (pp. 1-6). IEEE.

[19] Gupta, S., Bhardwaj, G., Arora, M., Rani, R., Bansal, P., & Kumar, R. (2023, March). Employee Attrition Prediction in Industries using Machine Learning Algorithms. In 2023 10th International Conference on Computing for Sustainable Global Development (INDIACom) (pp. 945-950). IEEE.

[20] Umrani, W. A., Bachkirov, A. A., Nawaz, A., Ahmed, U., & Pahi, M. H. (2024). Inclusive leadership, employee performance, and well-being: an empirical study. Leadership & Organization Development Journal, 45(2), 231-250.

Received: 09 Jan 2024, **Revised:** 17 Mar 2024,

Accepted: 17 Apr 2024, **Available online:** 21 May 2024.

© 2024 by the authors. Submitted for possible open access publication under the terms and conditions of the Creative Commons Attribution (CC BY) license (http://creativecommons.org/licenses/by/4.0/).

Disclaimer/Publisher's Note: The perspectives, opinions, and data shared in all publications are the sole responsibility of the individual authors and contributors, and do not necessarily reflect the views of Sciences Force or the editorial team. Sciences Force and the editorial team disclaim any liability for potential harm to individuals or property resulting from the ideas, methods, instructions, or products referenced in the content.